

redbricks | Junior

"Brick-Beat"

Vol.1 | No.2 | April 2017

Dear Parents,

We recently celebrated the 9th Foundation Day of Redbricks Junior and Redbricks Education Foundation. The foundation of this institution was laid 9 years back, with a team of passionate individuals driven with a mission to bring a real change in the educational approach in India.

We proudly look back at all these years, as we have passed milestone after milestone, to become one of the youngest leading schools in the country. We are grateful to have always received the love and support of our parent community, who has stood by our side and motivated us constantly throughout this growth journey. I was recently interviewed for a cover story of the Education World Magazine on '33 young rising stars in Indian Education.' It made me feel proud to think about our team's tireless efforts over the years, which earned us this recognition.



We firmly believe in intrinsic motivation, and do not work for rewards or recognition. We put in our best every single day, to ensure that all our children are learning in the best ways possible in a safe and encouraging environment. External rewards only serve the purpose of vindicating our mission and our approach towards achieving the same. We hope that we continue to make the most of all opportunities available, to make this institution one of the best in the world.

The last semester was spectacular, during which we witnessed all our major events. We celebrated Read to Lead, Sports Day and Annual Day – all of which left us energized and motivated. Read to Lead was a novel idea, appreciated by children, educators and parents alike. It reminded us about the powerful impact that literature and book reading and writing can have on all of us. Sports Day witnessed a showcase of physical competency of our children alongwith a sense of fun and healthy competition. Annual Day was a grand success and children's performances left all of us spellbound for more than two hours.

As we come to the end of yet another academic year, we feel nostalgic of the year gone by and equally excited to start yet another year with lots of fun and educational experiences.

In July, we will be starting our 8th Batch of '*Redbricks Training Program in Early Childhood Care and Education (Certificate)*.' I encourage parents to attend this programme in order to learn about early years parenting and education. This program is also a great stepping stone for women desirable of entering into the teaching profession. More details about the program and enrollment procedure can be obtained from the school counselor.

Here's wishing all our children a memorable summer break and a new academic year in a new grade!

Regards,

Renita Handa
Founder
Redbricks Education Foundation

JUNIOR EXPERIENCES

Classroom Insights

Playgroup

Animals: Children are generally fascinated by the mysteries and marvels of the animal world and, hence, the theme of Animals proved very exciting for them. They were eager to browse through big picture books and identify the animals. In the process, they learned the names of some new animals. During the outdoor session, children imitated the movement and sounds of different animals. Children tried their hand at sand painting during this project.

Sounds in the Environment: During this theme, the children explored different sounds in the environment. They were taken to the school kitchen to listen to the sounds of pressure cooker and mixer grinder. Children were very excited to hear those sounds in the school campus. They were amused and were quick at recognizing the sounds. Besides this, they also identified different environmental sounds like animals, birds, children's laughter and crying. Some also indulged in imitating the sounds they heard.

Boxes (Project Approach): During the project on boxes, children explored boxes of different shapes and size. They at times stacked them and at times arranged them in different patterns on the floor. Drawing cues from their interest and pretend play, it was decided to make models of a "House" and "Airplane". The children made these models by selecting the right boxes for each component, assembling them to make various parts, using various art techniques to decorate them, etc., and in the process learnt important skills of thinking, visualization and creating. They were very proud of their creation and it remained a part of their pretend play corner for some time.



Toddler Stimulation Program

Sensorial Learning: Young Children explore their world and learn through their senses. The theme of Flowers got more interesting when children were given fresh flowers like roses and marigold. The children due to their innate curious nature started exploring the fragrance and feel of these flowers. Children could make out the difference as one had fragrance and the other was fragrance less. They enjoyed making a rangoli with these flowers on the chowkies, where four different shapes were drawn by their teacher. Children were guided to make a desirable pattern of their choice within the shapes.

As these young ones are sensorial learners, i.e., they learn best when using all 5 senses, we made extra efforts to create experiences where they use their all five senses - sight (vision), hearing (audition), taste (gustation), smell (olfaction), and touch (somatosensation). During the flower theme sight, smell and touch were exercised the most. Through different experiences, they also planned, developed fine motor skills and eye hand coordination.



Nursery

Animals: During the Animals project, children of nursery visited the Kankaria zoo and Sundarvan park to know more about animals - their features, food habit, habitat and characteristics. They represented their thoughts through drawings and clay models. They showed keen interest in making models of elephant, snake, tortoise and porcupine in their habitats as they had observed. It was amazing to see them choose different materials like fruit packing, oil cans, potter's clay, etc., to make their models and they were very clear from the beginning about what objects they want to keep inside it. It was observed that children had started working in groups, sharing ideas and learning the skill of collaboration. With some guidance from the teachers, their models were ready and they were very excited to show them to their parents during the project culmination.

Flowers and Leaves: Children were taken for a campus walk to observe different kinds of flowers and leaves. They collected the ones that had fallen on the ground, and learned that we should not pluck flowers and leaves from the plants. They counted the leaves, segregated them by their size and the flowers by their colour. They were encouraged to create patterns before crumpling them, which in turn allowed them to exercise their fingers. Finally they pasted the crumpled flowers and leaves on a paper.



Air: During the Air theme there were a number of experiments conducted to explore the properties of air. One of them was creating air bubbles with soap water. Children blew air into straws to make bubbles and enjoyed comparing the sizes with their peers. “Another air related experiment, amongst others, was the candle experiment where they observed how in the absence of air the candle light extinguishes. The children also did the experiment in the presence of their teachers.

Junior Kg.

Food: During this theme, children learnt that vegetables are healthy food. Exploring different vegetables, children used waste tops of ladyfinger, brinjal, bottle gourd and printed on paper using different colours. This activity helped them to enhance their fine motor skill, eye-hand coordination and concentration. Children also learnt about the storage of food in a fridge and made a fridge through paper folding. They took a paper and folded it from two sides so it gave an effect of a double door fridge. Then they made a handle of paper strips and pasted it on the door. In this way, each child made his/her own fridge, and this activity helped them to enhance their fine motor skill, eye-hand coordination, concentration and creativity. They were very curious to know about the cooling effect of the refrigerator and they also talked about the things in the fridge kept by different people.



Utensils: During this project, children explored different types of utensils like leaf utensils, ceramic utensils, paper plates, clay utensils, aluminium utensils, etc. They also made utensils like pans, pressure cooker, and girdle using potter's clay. To give them the experience of using utensils made out of dried leaves like ancient times, the children were served food in leaf plates, which was a novel experience for them.



Writing Readiness: Tracing sand paper letters to learn about the formation of letters is an effective method when children are first introduced to alphabets. Children of Junior Kg. indulged in making the sand paper letter themselves. All the alphabets, capital as well as small, were written over the easel sheet and children were given sand and fevicol to sprinkle sand over the written letters. Each child got a chance to make at least one sand letter. This activity helped them to identify the letter, its formation along with the sound recognition and also enhanced their fine motor skill, eye-hand coordination and concentration.

Senior Kg.

Animals: Investigations during a project often invite children to record detailed and accurate quantitative information. During the Project on Animals, Senior Kg. children were introduced to Venn diagram as a mathematical representation to record similarities and differences. The children selected and compared two different animals based on their features, food habits and characteristics and represented the same through Venn Diagrams. The concept of comparisons and content knowledge about animals was reinforced through these Venn diagrams.

To give more in depth knowledge of animals, encyclopedias were given to the children to know more about different species of animals. It was a learning for teachers and students alike as they together explored the details of different animals across the globe. The children were so engrossed in the exploration that often the sessions had to be extended to satisfy their thirst for knowledge. They were always looking forward for the next day to open these encyclopedias and explore more. They got in depth and extended knowledge on animals like cats and dogs which they observe almost everyday.



Water: Concepts are interwoven in the different themes and are taught through some meaningful experiences. During the theme of Water, concepts like float and sink were explained through some experiments. A big tub was filled with water and previously collected things like leaves, flowers, twigs, pencils, paper, blocks, sticks, chalk, etc., were taken one by one to demonstrate that heavy things sink and light objects float.



Air: A number of experiments were conducted to understand about the properties of Air. Children learnt that Air has weight when two balloons were taken and tied on a stick, which was kept on a tower of blocks to balance the stick. Later one balloon was burst and children were astonished to see that the balloon with air was leaning down and the other was up. The balloon, which was down, showed that Air has weight. Another experiment was conducted to show that Air occupies space. The glass of water was put in inverted and then tilted position to show how due to presence of air initially water didn't enter the glass but in the later position air could pass out of the glass creating air bubbles and water entered the glass.

JUNIOR EXPERIENCES

Field Trips- Learning Outside Classrooms

Playgroup and Toddler Stimulation Program

Animal farm (Picnic): Children visited the animal farm “5 Acres of kindness” where abandoned, retired and rescued farm animals are given shelter. The children were given a tour of the farm by the caretaker, who introduced them to different animals like pigeon, duck, hen, turkey, pig, rabbit, horse, emu, dog, goat, and sheep. She also shared about how useful animals are in our lives. They got an opportunity to feed animals. Through such experiences children learn about love and care towards animals.



Nursery

Children visited Kankaria zoo where they explored different wild animals, their artificial habitats, food habits, etc. They also met the veterinarian of the zoo and asked questions to satisfy their curiosity. They saw what type of food is given to the animals and the process of serving food to them.



Children also visited Sundarvan to explore reptiles. Other than reptiles like tortoise and snake, they also observed animals like porcupine and rabbits very closely. They watched a snake show and learned about different species of snakes, their habitats and food habits.

During ‘Air’ Theme, children visited Prahladnagar garden to observe how leaves on trees move due to the wind. They also learnt that trees give us fresh air to breathe. They did some activities like blowing bubbles, rotation of toy windmill and running taking dupattas in their hand to feel air and its movement.

Junior Kg.

Children were taken to Hotel Krishnaleela for exploring different utensils. They were excited to see the novel utensils related to different cooking methods and cuisine. They also explored serving trolley, soup bowls, vessels of different sizes and shapes, teapots, etc. They counted cups, saucers and compartments in the fridge. The manager explained to them the step-by-step process of serving food starting from placing the order to being served on the table.



For further exploration on food items children visited Star Bazaar where they were able to explore packed and unpacked food. On the packed food items, they spotted the price, weight and expiry date. They had hands on experience of weighing different fruits and vegetables. They were also familiarized with the billing procedure.

Senior Kg.



As part of the Animals project the children visited Kankaria zoo. They interacted with experts to understand about the life cycles of different animals. They also understood from the forest officials how they keep a track of the animal count. Children were particularly fascinated when they observed an elephant taking a bath. Later, they did activities like representational drawings, etching and measuring the cage. These recordings and experiences reflected in their model making.

Resource Person Visits

Storytelling:

Mrs. Shruti Math, mother of Mishita Math, narrated the story of Goldilocks using different toys to Nursery children. Later, she used a chart depicting the story walk, and encouraged children to narrate the story with the help of picture cues.

Kaira Patel’s grandmother, Mrs. Amita Shah, took an initiative to visit children of Toddler Stimulation Program to interact with them. She told them the story of “The thirsty crow” and also sang rhymes along with actions.

Visiting Expert:

Mr. Kaushik Upadhyay, range officer from the Forest Department came to talk to the Senior Kg. children during Animals Project. He explained in detail how the wild animals are taken care of in the wild and it was very interesting to know that the officers carry only a stick in the jungle while patrolling.

Ms. Rajinder Kaur from Hobby Ideas visited the playgroup children during ‘Boxes’ project. She demonstrated the process of making and decorating a gift box in front of the children.

Celebrations

Sports Day: Redbricks Junior celebrated their Sports day with great enthusiasm at Santej campus. 'Everybody is a winner' and 'keep on going till the end' is the learning we emphasized on during the Sports Day celebration. The participation of students was enthusiastic. PG and TSP Sports day was celebrated with lots of energy from students, teachers and parents. It was their first sports day and they demonstrated their developing fine and gross motor skills.



Christmas: The campus was decorated for Christmas and was looking festive. Christmas tree was decorated with bells, streamers, candy canes and all the children were dressed up. Shweta ma'am (Nursery teacher) did a perfect job of being a Santa Claus. All children danced with Santa Claus in the Amphitheater. Class 1 (Satellite) performed a skit on 'The Birth of Jesus Christ' and sang Christmas Carols.

Parent Cooking Day: Parents from each class participated with great zeal and enthusiasm. They came up with lots of dishes like bhel, sandwiches, biscuit toppings, etc. Parents prepared all these food items in front of the kids during snack time, then it was served to the children.



Uttarayan: The whole school took part in the celebration and the school support staff demonstrated the steps involved in flying a kite. Each child got a chance to handle the kite in the sky.

Republic Day: Our Republic Day was celebrated with great pride and enthusiasm. The children came in tri-colour dresses. They did art activities like colouring our national flag and other symbols. Our kindergarten children did a common assembly in the morning where they sang the national anthem and were told the importance of our national symbols.



Science and Exploration Day: It was celebrated on 28th February during which fun scientific activities were planned for the children of all classes. Experiments on Air, Magnetic field, Static energy, etc., were conducted and the scientific reasoning of the experiments was explained to them. Children enjoyed all the activities and also conducted some of them on their own.

Holi: Holi being the festivals of colors, our children enjoyed doing various colorful art activities like finger painting, coloring, paper plate twisting, palm printing and making beautiful pictures. These pictures were used to decorate the premises of the school. Children were provided with eco friendly colours to enjoy celebrating holi with their peers and teachers.



Annual Day: On the occasion of Annual Day the theme of 'Ekah Samsara: One World' was depicted through dance performances and plays where the whole school came together under one roof for their musical and dramatic performances. Children spread the message of unity, cooperation and peace through collaborative existence.

Achiever's Day: We as Indians, witnessed a historic moment when ISRO's PSLV-C37 successfully launched 104 satellites into the orbit. To celebrate Achiever's day, our kindergarten children visited ISRO. There we saw a documentary on how astronauts work in the space.



Foundation Day: This day was celebrated by free exploration of various interactive and creative corners set-up for children in the campus. They participated in different creative activities, language based activities, and outdoor games.

Earth Day: On the Earth day celebration at our school, Jr.kg children did a survey in school regarding how to keep our school clean. Senior kindergartners made 'plastic free' bags out of newspaper and spread awareness in their neighbourhood where they talked about using paper bags and gave a paper bag to people. By doing this they realized why we should avoid plastic bags and make greater use of paper bags.

Convocation Day: It was an emotional moment to celebrate the graduation of our Senior kindergartners to primary school. Children presented a song for their parents and the first grade students welcomed the kindergartners by singing a song. Parents saw a beautiful visual journey of their children from beginning to end. Children were also presented with a graduation cap and scarf and the moments were captured through a special class photoshoot.



REDBRICKS EDUCATION HIGHLIGHTS

Read to Lead- Promoting the Love for Books and Reading

Our community initiative to promote the love of books and reading – **Read to Lead** – was a great success with children, parents, and the education community at large.

The key highlights of the event included interschool competitions on day one, as well as expert workshops and open for all sessions on day two, along with the opportunity for children to interact with eminent authors, illustrators, storytellers and artists, and indulge their love for reading with a specifically curated collection of some of the best children's books by Indian and international authors.



Accompanying adults too had a number of options to choose from including participation in workshops, browsing through the rich collection of books at the bookstore, or simply relaxing in the winter sun with friends and family.

The real success of this event lies in the feedback we have received from parents and teachers about the increased interest and habit of reading in our students. Their appreciation towards literature and process of writing has also greatly increased.

Education World Cover Story - Founder Profiled



Redbricks Founder, Mrs. Renita Handa has been recognized as one of the **Young Rising Stars of Indian Education**, by the Education World Magazine. The cover story in the March 2017 issue of Education World “highlights the achievements, plans and aspirations of 33 of the country’s most can-do and never-say-die young educationists...”



This is indeed a proud moment for all of us. We congratulate Mrs. Handa, and the entire Redbricks community, on this singular achievement.

Inspiring Celebrations



Grandparents Day Celebration: We celebrated ‘**Grandparents Day**’ on 21st February 2017 at Santej campus. The event started with a dance performance by each class. The grandparents shared their feelings and small anecdotes from their own experiences. It was followed by a campus walk along with the students and they joined them in their classroom to interact with their grandchild’s peers. The grandparents were truly happy and overwhelmed by the love and care shown by their grandchildren.

National Science Day: RBS students celebrated National Science Day on 18th February 2017 during which they showcased many innovative ideas based on science. In Class 1 to 4, the EVS teachers prepared simple hands on experiments and presented a demonstration in front of the students. Class 5 to Class 8 participated in an Inter House competition and exhibited innovative models/ experiments such as Projecting a 3-D image of hologram using a transparent sheet, sound wave, hover craft using a CD, Water Level Alarm, showing of static electricity, a rocket launcher, etc. The event was organized to encourage scientific thinking and promote better understanding of concepts of pure sciences among the students of the school.



Student Achievements

Shashank Dave
(class 2)



Won the Kahani Takbak "Draw an Author" contest. Illustration published in 2017 e-calendar

Kaustubh Dave
(class 2)



1st Rank in Senior Yellow Belt category @ Shito-Ryu State level Karate competition

Vani Shah
(class 4)



1st Rank (Ahmedabad) in competitive tests on logical reasoning by Logiqids (IIT-IIM initiative)

Pranshu Panchal
(class 4)



6th Rank (Ahmedabad) in competitive tests on logical reasoning by Logiqids (IIT-IIM initiative)

Mitra Dave
(class 5)




Hall of Fame Young Author Award by The School Post. Story published in book 'Pens of Fame'

Aryan Joshi
(class 5)



Gold & Bronze medal in Senior Yellow Belt category @ Shito-Ryu State level Karate championship

Promoting Internationalism



Pen Pals Letters: As a part of the ISA activity, the students of Class 2 and 3 wrote letters to the students of Gilberts Elementary School (USA). This led to forging a friendship between both schools. Students identified their pen pals by their name and wrote about the culture of India and our great leader Mahatma Gandhiji. They also shared handmade greetings and photographs back with us.

Research on Countries: As a part of the ISA activity, students explored different customs and traditions belonging to countries like China, Sri Lanka, Nepal, Scotland, etc. The activity was carried out to gain knowledge and realize the importance of traditions followed by different countries all around the world. Throughout the activity they learnt about the food habits, clothing, dance styles, religious beliefs and various other aspects of these countries. They also created posters and information booklets based on their research and conducted class exhibitions. They even dressed up like 'locals' of their 'country' and shared information about 'their place' with visitors.



Redbricks Training Program in ECCE - New Batch in July 2017



The 8th Batch of the Redbricks Training Program in Early Childhood Care and Education will commence in July 2017. The 10-month intensive program is designed for current and aspiring Early Years educationists, as well as Young Mothers wishing to gain experience and insights on nurturing their children in the Early Years (Birth to 8 years).

The upcoming batch offers a unique opportunity for aspiring educationists to join Redbricks as a trainee teacher, enrol for the program while on the job, and earn while they learn.

Special scholarships are available for Redbricks Parents and Redbricks Teachers/New Joinee Teachers on the program fees.



Here's what some participants from earlier batches of the program have to say about their experience, "RBTI has not only helped me to be a teacher but also to be a good reflector, mother and a person who is compassionate and looks at the world with empathy not with sympathy." - Shivani Chaudhary

"It was one of the best decisions I took in my life... It has helped me discover myself in terms of my abilities, potential, goals and brought me a level up in many areas of my life be it personal or professional." - Rupal Gupta

To enrol/learn more about the program, please get in touch with our counsellors on +91- 9979500003.


CREATIVE CORNER




Arrika Anand | Playgroup




Group Activity | Playgroup



Shlok Patel | Playgroup




Pranjala Tandon | TSP




Datti Bagra | TSP



Chhavi Radia | Nursery



Rishva Dodhiwala | Nursery




Samyak Kumar | Junior Kg.



Group Activity | Junior Kg.



Kiara Mistry | Senior Kg.



Dia Mehta | Senior Kg.



Group Activity | Senior Kg.

redbricks | Junior

1, 3 & 4 Ashok Nagar Bungalows, Behind Sundarvan, Satellite, Ahmedabad- 15, India.

Ph: +91 79 26925625 Mob: +91 9979500003

Email: junior@redbricksjunior.com | www.redbricksjunior.com

redbricks | school

CISCE affiliated (No. GU034) | Projected Affiliation with CIE

Plot No. 1385 & 1386, Near Arjun Farm, Shilaj-Rancharda Road,

Ahmedabad-382721, India. Mob: +91 9099900080

www.redbrickseducation.org | www.redbricks-school.org | Email: info@redbrickseducation.org

f/RedbricksEducationFoundation