


CREATIVE CORNER



Khushbo - Class 3



Mitra & Aarsh - Class 3



Niyati - Class 1



Group Activity - Class 4
Circus Moving Jokers



Kirti - Class 5



Dev - Class 2



Paras - Class 6



Prasheel & Kathan - Class 7



Akshita - Class 2



"Brick-Beat"

Vol. 6 No. 2 Feb. 2015

Dear Parents,

Greetings! Wish you a very happy and healthy 2015.

The last quarter has been quite eventful for us at Redbricks Education. During Kathotsava 2015 in November, we partnered with Heritage Film Festival to showcase some exciting films on the arts, crafts and heritage of India at Sundervan park amphitheater. It was wonderful to see a mix of audience of children, parents, grandparents, and educators appreciating and discussing the heritage films with our partner hosts from Aadhar. At the end of a two day certificate course with Geeta Ramanujam, it was wonderful to see the application of creativity as well as acquired storytelling skills in voice modulation and using body movements by the adult participants. Students of various age groups and schools enjoyed story listening and story making workshops with Ms. Ramanujam.



The sports day once again highlighted the values of positive spirit, talents, and hard work of our students across all facets of life. The Republic day celebration made us reflect on our true purpose of work at Redbricks- to contribute towards the development of our nation by nurturing future global citizens rooted in Indian values.

Our primary and middle school students participated in Spell Bee, National Maths League and Olympiads for the first time this winter. These are reputed external competitive platforms in India for school students. They also recently participated in the Create to inspire project by CEE and Microsoft, which encourages students and teachers to undertake projects for the conservation of our environment.

We have always believed that external competition is there to motivate us and to help us identify our own strengths and weaknesses in our journey towards excellence. We encourage children to put in their best for preparation, learn from external exposure, without letting competitions becoming stress-creating and all-consuming platforms for them. Redbricks School recently received an International School Award, which was conferred in a ceremony at New Delhi in December. Our team and students worked hard for one year towards this award in a pressure-free situation, which ultimately resulted in the most creative and rigorous projects that got an excellent recognition.

On this note, I wish for the new year to bring new challenges which make us grow and new experiences which enrich us and make us more capable to achieve our mission.

Best wishes,

Renita Handa
Founder & Director-Academics
Redbricks Education Foundation

redbricks | Junior

Play Group | Nursery | Junior KG | Senior KG

Ashok Nagar Bungalows 1, 3 & 4, Behind Sundarvan, Satellite, Ahmedabad - 15, India

Ph: +91 79 26925625, Mob: + 91 9979500003

Email: junior@redbricksjunior.com www.redbricksjunior.com

redbricks | school

Plot no 1385 & 1386, Near Arjun Farm, Shilaj - Rancharda Road,
Ahmedabad- 382721, India. Mob: +91 9099900080

www.redbrickseducation.org | www.redbricks-school.org | Email: info@redbrickseducation.org

Celebrations At Redbricks Junior

Navratri: The celebration started with the Aarti and teachers explaining the importance of Navratri festival to the children. "Garba" is a significant part of Navratri festival and hence our juniors swayed their bodies to the tunes of Garba songs such as "Radha bina Shaam, Dholida.." There was a separate performance given by the teachers which was amazing for children to witness.



Diwali Celebration Week: Diwali is one of the most important festivals for all of us, hence our celebration was extended for a week. This auspicious week witnessed lot of interesting activities like pottery session and puppet show which the children enjoyed watching and even participated actively to make clay pots along with the potter. The celebration ended with 'Laxmi Pujan' that took everyone in a spiritual mode.

Children's Day: There is a child inside everyone of us and to celebrate this feeling, Redbricks Junior celebrated Children's Day with utmost excitement and cheerfulness. The magic show was the charm of the day as it brought surprises and smiles for the tiny ones. The day ended with a dance party where the juniors participated actively in dancing to the tunes of melodious music and rhymes.



Exploration Day/Science Day: Science is everywhere and to explore this fact, Exploration day was organized which witnessed different types of simple day to day scientific activities like pumping air in the balloon, mixing colours, small science experiments etc. These activities increased the curiosity levels of the children and also made them learn the cause and effect relationships around them.

Christmas:

The entire school was decorated with balloons and streamers and a Christmas tree was also made with a Crib-where the story of the birth of Lord Jesus was narrated.

Santa Claus is an attraction for every child on Christmas, one of the Redbricks teachers became Santa Claus and distributed chocolates to the children. All the children were very excited to touch, to dance, and to interact with Santa Claus..



Kite Flying:

Uttarayan is a very important festival for our State. It brings together all the different experiences for children like kite flying, eating and relishing interesting seasonal food with family and a general feeling of togetherness. Redbricks Junior celebrated Uttarayan where the whole school was decorated with balloons, kites and 'tukals'. The children also got a first hand experience of kite flying.

Field Visits

Playgroup: As a part of the 'Birds' Project, children were taken to visit Sundervan Park where they saw different types of birds, even their eggs and also fed them enthusiastically. They also understood how birds are taken care of in the cages.



Nursery:

As a part of theme 'Balls', children went to a Toy Shop where they had a chance to see different types of balls, which are made up of different materials, having various textures, colours and sizes.



Junior KG: Children visited Landmark Honda Showroom, as a part of theme 'vehicles'. Here they explored different types of cars and understood about their sizes and mechanism. They also visited the Kitchen of "Four Points Sheraton Hotel" as a part of Utensils project.



Senior KG: Children visited a Boutique for 'Clothes' theme to understand how clothes are made, what are the things required for the making and what is the entire process.



School Picnic: A day picnic was planned for Senior KG children at Redbricks School -Santaj campus, and for Nursery and Junior KG children at Auda Garden. Children had a day full of fun activities such as playing outdoor sports, games, engaging in artistic activities, watching movies etc. The picnic ended on a delicious note, as the children had yummy cakes which they brought from their homes. Playgroup children had exploratory and petting experiences with farm animals at an Animal farm.

Innovative Activities

Senior KG

Formation of Colours: During the theme 'Colours', children were provided with different edible materials like a bunch of spinach, few beetroot, green tea, turmeric, flower - rose, etc. They touched and smelled all of them and also observed their colours. They experimented on non-edible items like kumkum, henna powder, holi colours, sand, etc. and mixed them in water to see the formation of various colours. They also rubbed spinach, rose on paper and were really excited to see the result.



Junior KG

Exploration of Shapes: As a part of the theme 'Shapes', the children were taken to the outdoors where they named the shapes, they saw in the environment. For e. g the shape of the monkey bar, swing, the hut, tree trunk, slide, the sand pit tools etc. Later on, they were asked to collect the things from the outdoors like stones, twigs, flowers, leaves etc and they made different shapes using those materials.

Nursery

Texture Touch: During the theme 'Touch and Feel', Children were divided in two groups and each group explored different textured clothes. They were provided with various kinds of cloth pieces e.g. Leather, silk, rawsilk, cotton, woolen, embossed prints, wool, embroidered cloth, velvet, wool, embroidered cloth, velvet, raised check patterns etc. for exploration. Children also came in different textured clothes like frill laces, woolen sweater etc. They enthusiastically discussed about the textures of the dresses and the other cloth materials.



Playgroup

Block Printing: As a part of theme 'Movement', children were given different shaped wooden blocks for the first time. They were very excited to see the various colours of the blocks and dipped the same and made dabbed on the easel sheet to make beautiful patterns.

Innovative Classroom Practices

Class 2 : Students learnt to make 'Acrostic poems' and 'Calligrams' and linked it very well to the units covered till now. It was a pleasure seeing the children making Acrostic poems on their names thus enhancing their literary skills. Calligram pushed their thinking levels and it was a delight observing the students making the same at home and reflecting beautifully.

Class 3: During the Visual Arts sessions, students were introduced to glass paintings. They researched on various patterns of stained glass evident in church windows. To create their own glass paintings, children traced the outline of CDs and created a design of their choice. This was traced onto the transparent CD using glass paint and beautiful glass colours were used to fill in the patterns. The CD's were then assembled into hanging décor and children tremendously enjoyed the shimmering effect of light passing through their work.



Class 4: As part of the theme Materials, students researched on various properties and uses of materials through internet and books. Interviews with teachers and others on the school campus helped the students to answer the questions drafted by the students themselves. With hands on experience of exploring various materials and a visit to the Coca Cola plant, they were able to explore various materials like alloys, acrylics, plastics etc. A campus walk with the project manager helped them to understand about various materials used for construction of the school, their uses, durability etc. The project culmination went well where the students created a school floor model using indigenous materials like clay, copper wires, cotton, wool, tiles, stones etc., found around the school campus.

Class 6: Students researched about various forms of government such as Monarchy, Dictatorship and Democracy. They reasoned the need for each form of government and also the circumstances in which each of these are formed. The advantages and disadvantages of each type of government were debated amongst the students. Later the children were divided into groups and each group made a presentation about the different forms of government before their peers and teachers. In English the students learnt to make Cinquain (a five line poem based on grammar concepts) and were happy to connect the literature and the grammar concepts through Cinquain.

Celebrations at Redbricks School

Gandhi Jayanti: Keeping the teachings of Mahatma Gandhi in mind, children of RBS carried out a cleanliness drive in school to mark his birthday. Children wrote poems and slogans to inspire others and make them aware about the "swachha bharat Abhiyaan". Children also took the initiative to clean the school by reflecting an action oriented approach.



Diwali: For the festival of lights children staged Ramayana in the assembly and relived the Indian mythology. The enthusiasm continued as children decorated diyas, created paper lamps and decorated the school by making colorful rangolis.

Children's Day: On 14th November, the celebrations were kick started by the children of class 7 who presented a play based on the value : "Giving Respect". Then the teachers delivered speeches to express their love and care for the students. The teachers dedicated a special song for the students. Teachers along with the children participated in games like tug of war, and dog and the bone. The day was concluded with screening of a children's movie- Lagi Shart.



Christmas: This Christmas witnessed a charity drive by children, they collected all their old warm clothes, toys, books etc for the sake of donations to orphanage. They enjoyed singing carols together and made reindeers using papers sheets, created hangings for the Christmas tree, snowmen out of old socks and a Christmas crib in the school premise using indigenous materials."

Field Visits

Class 5

Students went to "Xcelris Tissue culture lab" to understand multiplication of plants under controlled conditions. There, the students were able to get an essence of scientific multiplication and growth of plants in absence of the natural environment. They were explained about media, apparatus used in tissue culture and many more methods which helped them to understand the process of multiplication.

Class 7



The students of Class 7 experienced a wonderful project - "Chemistry in our life" wherein the students researched on Antibiotics, drugs, dyes and juices. They compared the composition of various medicines, gathered knowledge about different kinds of dyes. They also were successful in dyeing a handkerchief with multiple colors. The students also got an opportunity to visit Claris Life sciences Factory as a part of the project where they understood the methodology and the composition of Saline which is used in hospitals. They also got into the crux of composition and preparation of Analgesic like combiflam, nimisulide, ibugesic plus and the usage of antacids and antiseptics in our daily life.

Experts' Visits to the Classroom

Class 1

Ms Natasha Pandit, a nutritionist, visited as a resource person to interact with the students on "How food reaches from farm to the market". Children were also shown a power point presentation in order to gain more clarity and understanding of the concept. They further had a discussion on how to get food from sources where quality is maintained.



Class 4

Children had an interactive session with Ms Natasha Pandit (nutritionist) for the theme "Food and nutrition" where she presented few videos to the children explaining the importance of balanced diet and how it helps for the healthy functioning of the body. Children were also explained about the deficiency diseases that occur due to deficiency of the nutrients in the body.


Class 7

Ms. Juhi Mishra an in house faculty was invited as a resource person to speak to the students of class 7 regarding different types of teeth in humans, carnivores and omnivore animals in Biology.

Ms Aditi Pasaya was also invited as a resource person for sharing her experiences in making different types of dyes. ViZ : Natural and Man made. She gave students a hands on experience on the process of dyeing the handkerchief.

Annual School Camps

Class 1 & 2: Night stay in school



Class 3 -7: Camp at Vananchal



Events

Sports day at Redbricks School:

Every struggle in life becomes easy, when there is team spirit. It was amazing to see all the small athletes performing on the Sports Day at Redbricks school ground . The eventful day began with the arrival of the eminent guest Mr. Maheshwar Sahu Former chief secretary industries & mines dept Govt of India Gujarat. Mr. Sushil Handa - Founder & Chairman, Flourish Purefoods Pvt. Ltd., our Founders Mr. Aditya Handa and Ms. Renita Handa made their esteemed presence to motivate the young little champs . The Sports meet began with a grand opening by showcasing a wonderful March past lead by Captain and vice captain of the four houses Ashoka , Maurya, Vikramaditya and Maha Rana Pratap followed by a drill by the kindergarden children .



Series of events such as collecting the ball, passing the hulla hoop, strike the chimes, pair relay , zig zag hurdle ,sprint and many more were fun filled were the students participated actively and sportively . As the students emerged winners the whole ground echoed with a thunderous applause by the students and parents who witnessed the enthusiastic performance of the students on the field . All the participants were cheered by the crowd to motivate them for their exuberant performance.Undoubtedly it was a stunning performance by the students with great vigor and enthusiasm which left the audience speechless as they could not stop the reverberating applause making this event a great success.



New year celebration cum Family Get-Together:

A family get together was organized at Satellite campus on 3rd January 2015 evening following our tradition of celebrating New Year with the extended family. The event started at 7.30 pm with warm welcome by Mr. Ashok Gayakwad followed by heart touching video “Redfusion” of team members expressing gratitude to their family members and Redbricks. Our founder Mrs. Renita Handa shared how important it is to have the support of family members in order to strike the balance in the work & life especially for females. She touched upon the future of Redbricks built on such values and striving hard towards excellence. After that it was time for a “Magic Show” which was enjoyed by everyone including children. Post the magic show, team members with their family played interesting and fulfilling game “Treasure Hunt”. Everyone had great time and got a chance to know each other closely. At the end every one had dinner. Overall it was a fun filled event with delicious food and beautiful memories.



Republic day at Redbricks School:

Twenty Sixth January holds an everlasting place in our national memory because it is the day when modern India was born. With the rising of the new dawn the entire team of Red bricks Education Foundation came together along with students and parents to pay salutation to the National Flag . The programme began with the Flag hoisting by the esteemed Chief Guest Mr. Aditya Handa. A Patriotic song was sung by the students and the support staff followed by a declamation by the tiny tots of class 3 as they cherished the patriotic fervor with their power packed speech ,dressed up as former Prime Minister Indira Gandhi and Subhaschandra Bose. Mr. Aditya Handa expressed his vision and belief to build a great and enduring educational institution by three ancient Indian principles Shiksha, Sadhana and Swara which act as a strong pillars of our Institution .The students had also put up a wonderful skit on a great Indian Revolutionary leader Rani Laxmi bai who left no stone unturned to contribute to the freedom of our Nation. Indeed it was a very patriotic moment for the whole school.



Workshops For Teachers and Parents

Maths Workshop: A math workshop was organized for the Middle school Math teachers at "Zeal education" by Mrs. Sandhya Sitaram. The teachers got to learn the skills and different methods of introducing "Algebra" to the children so that they themselves explore and learn instead of being scared of the concepts.

Soft skills teacher's training: RBS teachers attended the soft skills training held at "Mahatma Gandhi International School", conducted by its director Mrs. Anju Musafir. The teachers got to learn some valuable skills of presentation and managing their classes using proper strategies of making the children work in pairs and groups.

Guidance and Discipline: A series of workshops were conducted for teachers and parents separately related to Guiding children's behavior and orientation to the Discipline policy of the school, by the school principals, director and mentors.

Language Workshops: Children can learn the art of language and communication by interacting and conversing with parents, friends and teachers. A language workshop was organized for Class 5-7 parents by Mrs. Sutapa Mishra (Principal, RBS middle school) and Mrs. Preeti Gaur (English facilitator.). Another workshop for Class 1&2 parents was conducted by Dr. Jigisha Shastri, where parents were oriented to the process of language development and age appropriate levels of Reading and writing in children.



Maths Workshop for Parents: A Maths workshop was conducted for Class 1-4 parents by Redbricks Maths educators Mrs. Juhi Mishra and Mrs. Meghna Chawla in order to orient them to the age-appropriate content and teaching methodologies for Maths subject in the primary years.

Redbricks School initiates “Paper Bag Campaign” “Use paper bags Say No to Polythene”

A Redbricks initiative to Say no to polythene bags is a message not only to the people of our Country but has been passed on to different countries in the form of collaborative learning with the students of Y.E Elementary school Durham , New Jersey institute of technology and many more . The students of College of Architecture and design New Jersey visited the school campus to design a project on School and its landscape . They interacted with the students of Grade 5-7 to understand the landscaping and and the purpose behind it .They also had a discussion about conservation of environment and how Red bricks believes and contributes to the vision of “Clean India Green India”. Shaping their belief the children of classes 5, 6 and 7 made paper bags using the old newspapers which were coloured and then they wrote messages and poems on it.They distributed the handmade paper bags to all the people in the vicinity belonging to different strata of the society to make them aware of the slow poison called 'polythene'. They conveyed the message of “REDUCE, REUSE and RECYCLE and the people were surprised to see the work of the little environmentalists. The children while presenting the paper bags explained the concept of REUSING which inspired them to use the same and take a pledge of not using plastic bags anymore



In the NEWS



Motivating Your Kids to Do Their Best

“Success is not final. Failure is not fatal. It is the courage to continue that counts.”—Winston Churchill, former British prime minister

You want your kids to do their best. But what is their best? How do you know if your kids are living up to their full potential? Consider these ideas.



For all parents

- Notice how much your child is self-motivated. Some kids seem to know what they want and go after it. Others seem to dilly dally a lot. Every child has a different amount of self-motivation.
- Kids are motivated to do their best when they enjoy what they're doing—and whom they're with. That's why one child can have a great year in math one year and a not-so-great year the next. Teachers change. Circumstances change. A lot affects a child's motivation. Pay attention to what increases your child's motivation—and what squelches it.
- Find out what your kids love to do. They're more likely to be motivated to do things they truly enjoy. Keep introducing them to new activities so that they can discover new things that excite them.
- True motivation comes from finding the ideal point of being challenged. When kids are overly challenged, they may give up because the expectations are too high. If they're not challenged enough, they may become bored. Try to find the right balance for your child.
- Be aware of the difference between extrinsic motivation (being motivated by others with rewards and bribes) and intrinsic motivation (being motivated internally to do something). Although it's okay to try to motivate kids from time to time with rewards, try to get in touch with what makes your child motivated from the inside and focus on that motivation.
- Look for fun ways to spice up activities that your child doesn't enjoy, such as certain chores or doing homework for least-favorite subjects. For example, play music and dance while you dust. Or let your child sit with a favorite stuffed animal while doing homework.

For parents with children ages birth to 5

- Create a structured day that includes reading aloud picture books, playing outside, doing art, nap time, snack time, making music, and playing with stimulating, age-appropriate toys. Notice which activities excite your young child and build on those.



- A key point for this age group is to give kids stimulating activities that encourage their curiosity—rather than kills it. Kindergarten teachers say they can always tell which kids have had their curiosity nurtured when they arrive at school the first day. These are the kids who have had parents who take them to interesting places (zoos, children's museums, the library, the playground, the grocery store) and also have provided interesting, stimulating activities, such as reading aloud, going for walks and identifying colors, and building towers out of blocks.
- Motivate your child's curiosity by not pushing or forcing your child to learn. Eliminate the flash cards and memorization activities. Instead, focus on the things that fascinate your child, such as befriending ants outside or having tea parties for stuffed animals.

For parents with children ages 6 - 9

- Closely monitor your child's activity and motivation levels at the start of school years. Starting school can be physically exhausting for young children. Make sure they get the rest they need in order to do well at school.
- Young children are still highly relational. They tend to be motivated to do well when they adore the adults they're with. Connect them with trusted, competent adults who care about them.
- Kids notice what motivates you. Talk about and include your kids in your passions, such as gardening, woodworking, scrap book, or hiking.



For parents with children ages 10 - 15

- Monitor your child's motivation. Many kids go through phases when they don't want to do the things they used to love to do. Some can become disinterested in school (or certain subjects). Talk about how important it is to keep going.
- Notice the new interests that get your kids excited. Sometimes it's giggling about the opposite sex, reading comic books, or fashion. Kids at this age are highly aware of which social groups they fit into and don't fit into, and so many are motivated to look—and act—a certain way.
- Many kids become motivated by how they feel during this age. Model and talk about how important it is to do certain activities (such as completing homework and helping out with chores) no matter how you feel.



For parents with children ages 16 - 18

- Keep tabs on how competition is affecting your teenager's motivation. For some teenagers, competition motivates them more. For others, competition paralyzes them. Give suggestions on how to handle competition well.
- Talk with your teenager about how to balance highly motivational activities with ones that are important but less interesting to do.



Explain how adults constantly find ways to take responsibility yet also follow their interests and passions.

- Most teenagers (and adults) want to change something (such as losing weight, exercising more, or improving their performance at work or school). But change is hard. Point out how small steps matter.

A helpful resource is *One Small Step Can Change Your Life* by **Robert Maurer**.

Nine Characteristics of a Great Teacher

Years ago, as a young, eager student, I would have told you that a great teacher was someone who provided classroom entertainment and gave very little homework.

Teaching is hard work and some teachers never grow to be anything better than mediocre. They do the bare minimum required and very little more. The great teachers, however, work tirelessly to create a challenging, nurturing environment for their students. Great teaching seems to have less to do with our knowledge and skills than with our attitude toward our students, our subject, and our work. Although this list is certainly not all-inclusive, I have narrowed down the many characteristics of a great teacher to those I have found to be the most essential, regardless of the age of the learner:

1. A great teacher respects students. In a great teacher's classroom, each person's ideas and opinions are valued. Students feel safe to express their feelings and learn to respect and listen to others. This teacher creates a welcoming learning environment for all students.

2. A great teacher creates a sense of community and belonging in the classroom. The mutual respect in this teacher's classroom provides a supportive, collaborative environment. In this small community, there are rules to follow and jobs to be done and each student is aware that he or she is an important, integral part of the group. A great teacher lets students know that they can depend not only on her, but also on the entire class.

3. A great teacher is warm, accessible, enthusiastic and caring. This person is approachable, not only to students, but to everyone on campus. This is the teacher to whom students know they can go with any problems or concerns or even to share a funny story. Great teachers possess good listening skills and take time out of their way-too-busy schedules for anyone who needs them. If this teacher is having a bad day, no one ever knows the teacher leaves personal baggage outside the school doors.

4. A great teacher sets high expectations for all students. This teacher realizes that the expectations she has for her students greatly affect their achievement; she knows that students generally give to teachers as much or as little as is expected of them.

5. A great teacher has his own love of learning and inspires students with her passion for education and for the course material. She constantly renews herself as a professional on her quest to provide students with the highest quality of education possible. This teacher has no fear of learning new teaching strategies or incorporating new technologies into lessons, and always seems to be the one who is willing to share what she's learned with colleagues.

6. A great teacher is a skilled leader. Different from administrative leaders, effective teachers focus on shared decision-making and teamwork, as well as on community building. This great teacher conveys this sense of leadership to students by providing opportunities for each of them to assume leadership roles.


7. A great teacher can "Shift-gears" and is flexible when a lesson isn't working. This teacher assesses his teaching throughout the lessons and finds new ways to present material to make sure that every student understands the key concepts.

8. A great teacher collaborates with colleagues on an ongoing basis. Rather than thinking of herself as weak because she asks for suggestions or help, this teacher views collaboration as a way to learn from a fellow professional. A great teacher uses constructive criticism and advice as an opportunity to grow as an educator.

9. A great teacher maintains professionalism in all areas- from personal appearance to organizational skills and preparedness for each day. Her communication skills are exemplary, whether she is speaking with an administrator, one of her students or a colleague. The respect that the great teacher receives because of her professional manner is obvious to those around her.

While teaching is a gift that seems to come quite naturally for some, others have to work overtime to achieve great teacher status. Yet the payoff is enormous — for both you and your students. Imagine students thinking of you when they remember that great teacher they had in school!


By : Khyati Acharya



Group Activity - Nur. A
Thumb Printing



Devansh Agarwal -PG. June Flower Dabbing



Krishita Khamarh -PG. Nov.
Paper Pasting



Saanvi Gupta - Jr.Kg A
Spoon Puppet



Charitra Mehta -Jr.Kg. B Potters Clay Model



Keya Jain - Sr.Kg A
Thread Painting



Group Activity - Sr.Kg. A
Clay Model



Group Activity - Sr.Kg. A
Model Making



Aarav Choudhary - Nr. C
Crumbled paper pasting