

Understanding Brain Development in Young Children

Perhaps no aspect of child development is so miraculous as the development of a child's brain. Brain development allows a child to develop the abilities to crawl, speak, eat, laugh and walk. Healthy development of a child's brain is built on the small moments that parents and caregivers experience as they interact with a child.

Some facts on brain development

- Most of the brain's cells are formed before birth, but most of the connections among cells are made during infancy and early childhood.
- Early experience and interaction with the environment are most critical in a child's brain development.
- A 3-year-old toddler's brain is twice as active as an adult's brain.
- Talking to young children establishes foundations for learning language during early critical periods when learning is easiest for a child.
- What children need most is loving care and new experiences, not special attention or costly toys. Talking, singing, playing and reading are some of the key activities that build a child's brain.

How the Brain Develops

A number of factors influence early brain development. These important factors include genetics, food and nutrition, responsiveness of parents, daily experiences, physical activity and love. Experiences that the five senses take in help build the connections that guide brain development.

Visual and auditory development

The "prime time" for visual and auditory development, or a child's capacity for learning to see and hear, is from birth to between 4 and 5 years old. During the first few months, especially, babies need to see shapes, colors, objects at varying distances and movement for the brain to learn how to see. Babies also need exposure to a variety of sounds so their brain can learn to process that information and allow for responsiveness by hearing something.

Language development

The "prime time" for language development and learning to talk is from birth to 10 years of age. Children are learning language during this entire period. Children need to hear parents to constantly talk, sing and read to them during these early years. Respond to their babbling and language efforts. Children vary in their language development during these first years, so parents should allow for some variation in children's abilities at different ages. They should encourage language development, be patient and seek assistance from a qualified professional if concerns arise about a child's progress in this area.

Physical and motor development

The "prime time" for physical and motor development in children is from birth to 12 years of age. Children become physically ready for different aspects of motor development at different times. Large motor skills, such as walking, tend to come before the refinement of fine motor skills, such as using a crayon.

Emotional and social development

The "prime time" for emotional and social development in children is birth to 12 years of age. Differing aspects of emotional and social development, which incorporate higher capacities, such as awareness of others, empathy and trust, are important at different times. The real "prime time" for emotional attachment to be developed is from birth to 18 months, when a young child is forming attachments with critical caregivers. Such development provides the foundations for other aspects of emotional development that occur as children grow.

Brick wall...



Saumya - Play Group



Dhairya - Play Group



Swapneel - Nursery A



Imaad - Nursery



Aray - Jr. K



Khushi - Jr. K



Bhavya - Sr. K



Daksh - Sr. K




Priya - Class 1



Urva - Class 1



Armaan - Class 1



"Brick-Beat"

Vol. 3 No.3 Jan. 2011



Dear Parents,

A man found a cocoon of a butterfly. One day a small opening appeared. He sat and watched the butterfly as it struggled to force its body through that little hole. Then it seemed to stop making any progress. So the man decided to help the butterfly. He took a pair of scissors and snipped off the remaining bit of the cocoon. The butterfly then emerged easily. But it had a swollen body and small, shriveled wings. The man continued to watch the butterfly because he expected that, at any moment, the wings would enlarge and expand to be able to support the body, which would contract in time. Neither happened!


In fact, the butterfly spent the rest of its life crawling around with a swollen body and shriveled wings.

What the man, in his kindness and haste, did not understand was that the restricting cocoon and the struggle required for the butterfly to get through the tiny opening were God's way of forcing fluid from the body of the butterfly into its wings so that it would be ready for flight once it achieved its freedom from the cocoon. Sometimes struggles are exactly what we need in our lives. If God allowed us to go through our lives without any obstacles, it would cripple us.

I welcome you to ring in the New Year with this inspiring story. I hope that as parents, teachers, and caregivers; we succeed in giving our children the wings to fly.

Best Wishes,

The Principal



redbricks | Junior
Play Group | Nursery | Junior KG | Senior KG
FOUNDATION IS EVERYTHING



Satellite Branch:
Ashok Nagar Bungalows 1, 3 & 4, Behind Sundarvan, Satellite, Ahmedabad - 15, India
Ph: +91 79 26925625, Mob: +91 9979500003

redbricks | school
SHIKSHA • SAADHANA • SWARA

Gulbai Tekra Branch:
16, Inqalab Co-operative Housing Society, Gulbai Tekra, Ahmedabad - 06, India
Ph: +91 79 26426414, Mob: +91 9925154888

Email : junior@redbricksjunior.com www.redbricksjunior.com www.redbrickseducation.org

Book making by children

As part of the theme- 'Books'; Sr. Kg children were involved in creating their own storybook. They began this process by exploring different types of books, listening to myriad stories and learning about authors and illustrators. After such an enriching exposure, making their own story was an exciting experience for the children. They decided on the plot, characters, narration and also drew to create the book's illustrations. Each child participated in the activity dividing the work according to each one's strength and interest. Children engaged in healthy debates, and learnt to work in collaboration, respecting each other's opinions. The final outcome was a masterpiece totally created out of children's imagination!



Highlights

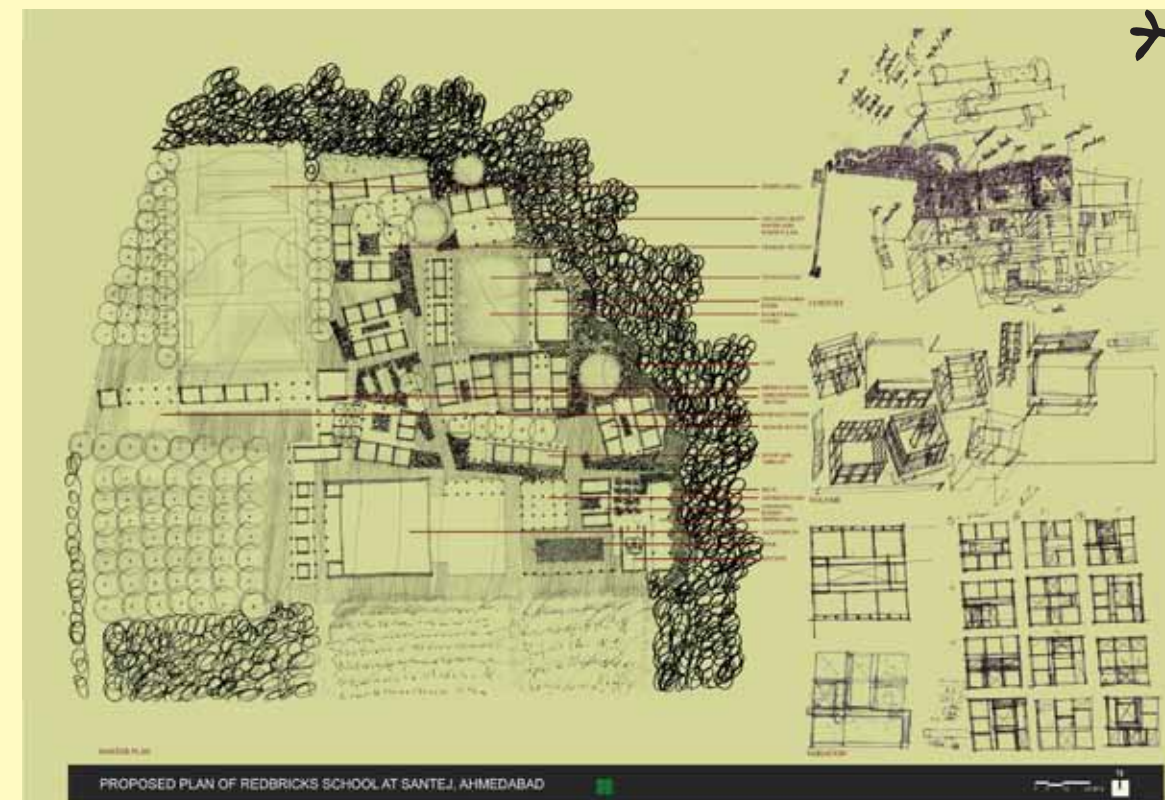
Bhoomi Puja at Redbricks School, Santej

The Redbricks school campus at Santej is a dream school project established with a vision of creating a one of its kind center for learning, with facilities that stimulate a child's world. The campus is spread over an 8-acre campus in Santej area which is rich in natural beauty and set in a peaceful and quiet location.

The construction process was marked by a ceremonious Bhumi Pujan held on 13th December, 2010 at the site. The function was attended by all members of Redbricks Education on a warm Monday afternoon, around the holy fire under a clear blue sky. The team members performed a havan followed by the ceremonious laying of the foundation bricks at the site. Each team member from the management, laid a signature brick at the site. It was a moment of immense joy and determination for our team, when all of us came together and prayed to God to give us the energy and vigor to create a high quality model school for our children.

The Founder, Mr. Aditya Handa addressed all team members at the end of the ceremony expressing his joy and feeling of pride at the moment. He encouraged all team members to own the school project as their own, visit the site as often as possible and bring in their ideas in making the school project as innovative as people. He wanted each member to contribute wholeheartedly to the school.

The puja commemorated a new milestone in our journey marking the onset of construction of the main school campus. Come June, the campus would be ready to welcome its first batch of students.



Parenting session

A session on 'Language development in young children' was conducted by Dr. Jigisha Shastri & Dr. Shruti Bhargava, on 4th December for all the parents of Redbricks. Language and communicative competence are critical for learning, engaging in social relationships, and succeeding in school and beyond. With this message in mind both Dr. Shruti and Dr. Jigisha focused on early childhood language acquisition in the first five years of life. They threw light on the evolution of language and communication and explained how language and speech are primarily learned from observation and imitation. They also categorically focused on the LSRW skills (listening, speaking, reading and writing) for language development and how one complements the other for developing language proficiency. Teaching Aids used for language development by different classes of Redbricks were displayed. The books created by the children of each class were also on display.

Some Key learnings from the session:

- Children use different sounds or visual symbols to communicate and express themselves from their early age
- Show your children that reading and writing are a part of everyday life and can be fun and enjoyable.
- Listening and Speaking skills are very important to develop in early childhood. These form the base upon which good Reading and Writing skills are then built.
- Parents and caregivers should create opportunities for the children to listen to vocal speech, watch sign and body movements and pay attention to sounds in the environment.
- Parents should draw children's attention to print in everyday settings such as big picture books, newspapers, magazines, story books, road signs, posters, food packets, etc.
- Parents can introduce new vocabulary words during holidays and special activities, and engage children in singing, rhyming games, and nursery rhymes.
- Reread your child's favorite book(s). Focus your child's attention on books by pointing to words and pictures as you read.
- Provide a variety of materials to encourage drawing and scribbling (e.g., crayons, paper, markers, finger paints) as it is a pre-writing skill.
- Encourage your child to describe or tell a story about his/her drawing and write down the words.

Diwali Celebrations at Redbricks Junior

The festival of light was celebrated in its true spirit of enlightenment at the Redbricks Junior campuses in Ahmedabad. A free flowing program was created over two days. The key focus was outdoor art activities, games and indoor play. Teachers of the entire campus got together and organized numerous art activities, games, puppet shows, cartoon screenings, etc. for all the children. Children of all classes could choose to move between various activities as per their interests and mood through the two days.

Children molded potted clay into diyas, made lanterns with asopalav leaves and diwali cards. Children participated in various outdoor activities like obstacle races, aiming at bottle-pyramids with ball, finding treasures from a bucket of colored water and mini bowling. Firecrackers were not burst to avoid environmental pollution. However, the spirit of Diwali was brought alive through a unique celebration filled with creativity, collaboration and plain fun!



Snippets

School Picnic

The children of Redbricks went on a school picnic to Kankaria Lake. The highlight of the picnic was the train ride at Kankaria around the lake. The train ride was followed by healthy snacks for the children.



Field visit to Reading Tree and AMA Library

As a part of the ongoing theme - "Books"; children from Jr. Kg, Sr. Kg and Class 1 had the opportunity to visit the Ahmedabad Management Association's library and Reading Tree bookstore, which exposed them to a wide collection of books. The children interacted with the librarian who explained them the norms followed in a library and also the system of how books are issued for reading.



Potpourri for children and parents

As part of the culmination of the theme "Food"; the Play Group and Nursery classes had a food potpourri in the school campus. Some parents had volunteered and had prepared their children's favorite dishes. The table was laid with a variety of foods like sandwiches, basket chat, fruit pudding, Monaco toppings, pasta, cake, idli, fruit juices and milk shakes. We truly appreciate the creativity, involvement and enthusiasm shown by the parents during this event.



Christmas celebration at Redbricks

Christmas was celebrated with great festivity. All children came dressed in party clothes. One of the teachers was dressed as Santa Claus and distributed chocolates. Children sang carols and danced together. The Christmas tree was decorated by children with art and craft works.



The new batch of November Playgroup settles down

The new batch of Playgroup- November session began very smoothly. In the first week, children were accompanied by their parents and sessions were for one hour. The next week, the parents did not accompany the children but the timings remained one hour. From the third week onwards regular two hour sessions began. This manner of gradual separation helped the children settle down easily into the new environment.

